


Optional Accessories



Digital Imaging Compliance

An optional adapter to mount digital cameras is provided to allow easy, cost-efficient digital imaging



Darkfield central stop/ CH2-DS

Darkfield observation from 10X-40X is possible. This is placed underneath the condenser with attachment lens CH3-AL or filter holder CH2-FH.

Attachments

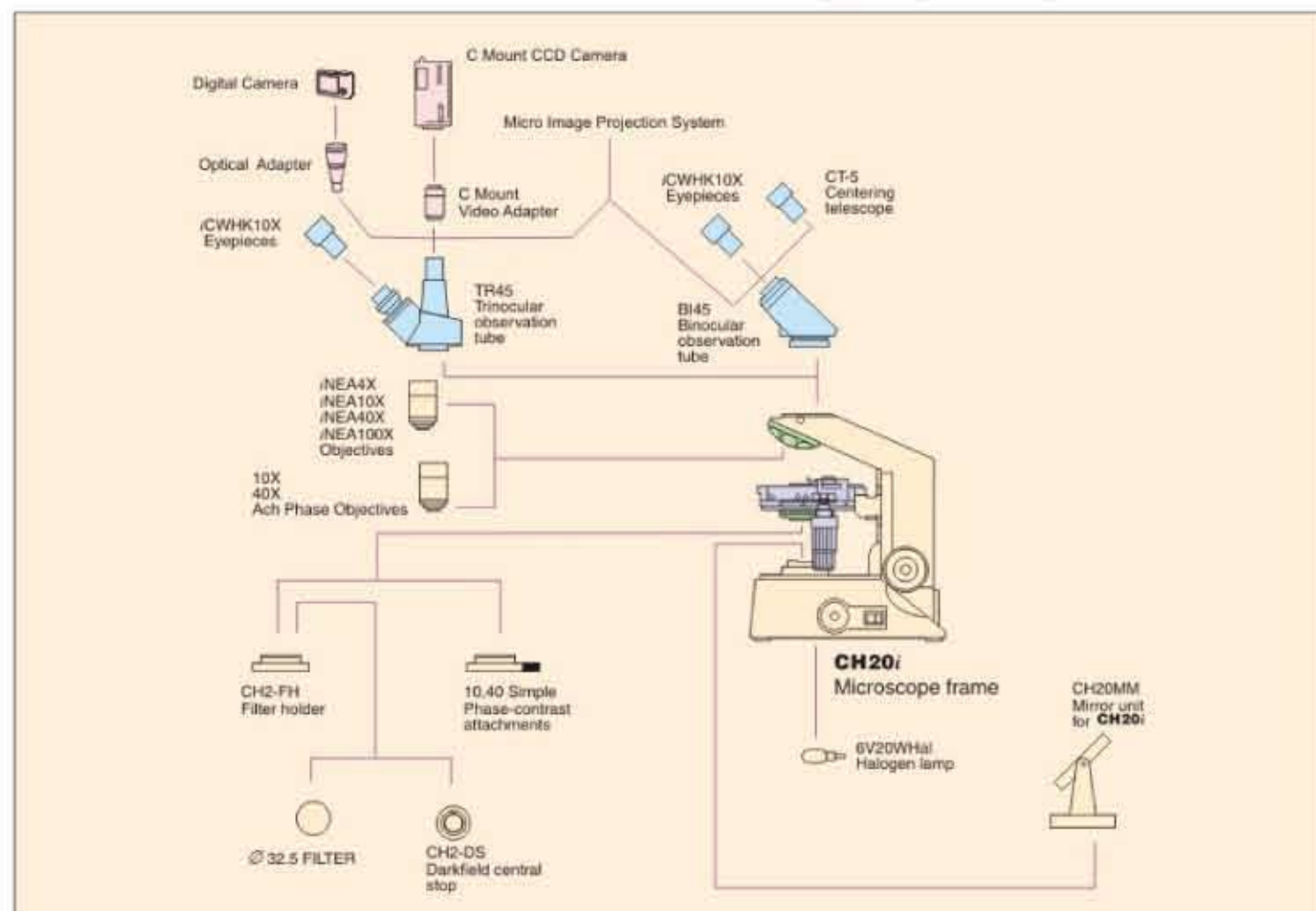
Phase-contrast Attachment/10X,40X

This is attached underneath the condenser. Phase-contrast objectives (10X & 40X) are provided

CCTV Attachment

Supplied with optical C mount Video Adapter

Micro Image Projection System



Specifications

Item	Specifications	CH20i		
		Binocular	Trinocular	
CH20i MICROSCOPE FRAME	<ul style="list-style-type: none"> Coaxial coarse/fine knobs: Tension adjustment on the right side Fine focus knob graduated Stage movement (XY direction) on rack and pinion Quadruple revolving nosepiece (fixed) Plane stage 120 x 132 mm With right hand mechanical stage Abbe condenser N.A. 1.25 (oil immersion), with aperture iris diaphragm Blue filter Universal Power Supply (100V to 240V) for 6V 20W illuminator 8cc immersion oil Dust cover Mirror unit (Plano-concave) 	○	○	
	Observation Tube	Binocular observation tube (inclination 45°, Interpupillary distance adjustment range 53-75 mm), diopter adjustment on the left	○	
		Trinocular observation tube (inclination 45°), diopter adjustment on the left		○
	Objectives	iNEA Achromat 4X (anti-fungus)	○	○
		iNEA Achromat 10X (anti-fungus)	○	○
		iNEA Achromat 40X (anti-fungus) spring	○	○
		iNEA Achromat 100X (anti-fungus) spring, oil	○	○
	Eyepiece	iCWHK10X (LB eyepiece 10X), F.N. 18mm, (anti-fungus) (x 2)	○	○
	Lamp	6V 20W halogen lamp (x 2)	○	○
	Power Cord		○	○

Specifications are subject to change without any obligation on the part of the manufacturer

©2008 is manufactured under licence from Olympus Corporation, Japan

OLYMPUS



The Science House
4/5 Civil Lines,
Agra - 282002, India

Sales & Service Center:

Tel: +91-562-2523036, 4064593
Cell: +91-96346-40888
www.BioZen.co.in
info@biozen.co.in

OLYMPUS

BIOLOGICAL MICROSCOPE

CH20i

In Japan, OLYMPUS prides itself as a company that manufactures quality optical products with a FOCUS ON LIFE. Olympus (India) extends that corporate philosophy as it brings the renowned Japanese technical expertise to its making of microscopes. It is progress through precision.



Technology From Japan

The CH-20i is an accumulation of advanced Japanese manufacturing technology that turns creative designs into quality products. Now, made in India under licence from Olympus Corporation, Japan, the CH-20i is the manifestation of the uncompromising quality standards and user friendly features which OLYMPUS products are known for.

The manufacturing process, under the strict supervision of a team of Japanese engineers, ensures compliance with demanding performance standards. OLYMPUS technology is constantly applied to every aspect of design, maximising the interchangeability of parts and minimising adjustment requirements during assembly. Consequently, the CH-20i is the only microscope in India conforming to internationally accepted standards.

CH20i



4-axis Machining Centre



Clean Room Assembly area



Laser Interferometer for optics inspection



Lens Inspection

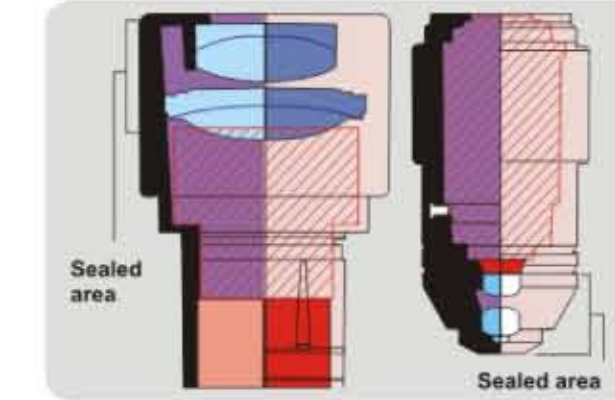
Quality that's pure

OLYMPUS



CH20i

Features



Sealed optical parts

Anti Fungus Optics

From the eyepiece and objectives to the interior of the observation tube, comprehensive anti fungus treatments are applied to every area which effects the clarity of the observed images. This Tropicalized treatment ensures image excellence for long periods in conditions favouring to fungus growth.



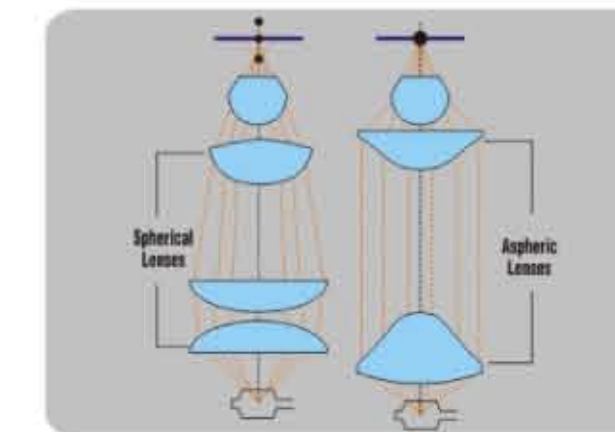
Main operating controls within easy reach

Ergonomic Design

All the main operating functions are within easy reach, thereby allowing extended observation without fatigue of eye or posture.

Window in the arm section

The specimen can be observed with the naked eye from the back. Also, convenient to observe the specimen while using microscope through natural light by using reflector.



Optimization of illumination with aspheric lenses

High Performance Aspheric Lenses

The abbe condenser & the light relay system are fitted with high performance aspheric lenses, which ensure uniform illumination, resulting in a bright and crisp image.

Illumination System

Built-in illumination through SMPS circuit for constant voltage output to cover input voltage fluctuations from 100 volts to 240 volts. This prolongs bulb life and prevent frequent bulb change.



Easily Interchangeable objectives

Interchangeability of Objectives

The high precision objectives can be mounted on the nosepiece in any sequence without affecting their parfocality or centering.